

# It's Our World

MCA MISSION NEWS  
Fall/Advent 2015



"Safeguarding the Dignity of Every Human Person."

LEADERS  
Guide

What is good learning? This may be a subjective question, but it's likely that many of you would give answers that fall in the same ballpark...

...students collaborating and discussing ideas, possible solutions...

...project-based learning, designed around real world contexts...

...connecting with other students around the world, on topics of study...

...immersing students in a learning experience that allows them to grapple with a problem, gaining higher-order thinking skills from pursuing the solution.

## MISSIO A NEW PORTAL FOR LEARNING

Welcome to the new It's Our World (IOW) format. Our change is not just about shifting traditional lessons onto screens but rather using technology in an educational environment to better reflect children's life outside the classroom. Our aim is to provide good learning experiences.

 missio



The Pontifical Mission Societies has created a "gateway", MISSIO, to missions which will provide the opportunity to see and engage the world differently and allow for such learning experiences.

MISSIO consists of a mobile app which like a backstage pass, gives access to "insiders" and creates the possibility of encounters with people across a variety of roles all working toward the same goal of helping others in mission lands. MISSIO will allow for engagement with the actual project and the children it is assisting. The MISSIO app can be projected for group viewing. MISSIO also consists of a companion website for more resources and information.

MISSIO presents the real world in a digital format.

Real communication, real information sharing, real conversations taking place through voices, words and images, connecting people all over the world. Just as the printing press granted unprecedented new opportunities to spread the Gospel, MISSIO presents today's missionary disciples with new opportunities to connect.

*"The digital world can be an environment rich in humanity; a network not of wires but of people...keeping the doors of our churches open...means keeping them open in the digital environment so that people, whatever their situation in life, can enter, and so that the Gospel can go out to reach everyone."*

## LESSONS/ACTIVITIES


As you will see direct reference to MISSIO is included in the Grades 2-3, 4-5 and 6-8 resource but does not appear in the K-1 resource as younger children are unable to make the connections or have access on their own. However, the feature story in each issue is a current project that is live on MISSIO. Teachers/Catechists of younger children may access and facilitate their interaction after having read and seen pictures of the mission project in their age-appropriate edition.

[Click here](#) to see the MISSIO User Manual for full instructions on how to access the platform.

The following are age-appropriate activities for use with MISSIO.

## MISSIO PROJECTS

**Purpose:** Young people will learn about and interact with their brothers and sisters in mission countries – people like them in many ways, but living in very different circumstances. Students will also discover that their own prayers, personal sacrifices and financial help make a faith-filled difference for their mission family– and make them missionaries today!



## Grades 6-8

**Overview:** Working in groups of 4-5 youth will learn about, engage with and prepare a presentation about a project on MISSIO in one of the following categories:

---

### Education

- Infant (nursery)
- Primary
- Secondary (HS)
- University
- Vocational
- Seminary
- Novitiate
- Catechist Training

### Health

- Clinics
- Dispensaries
- Hospitals
- Infectious Disease (AIDS/ebola)
- Nutrition
- Pre-Natal / Natal care

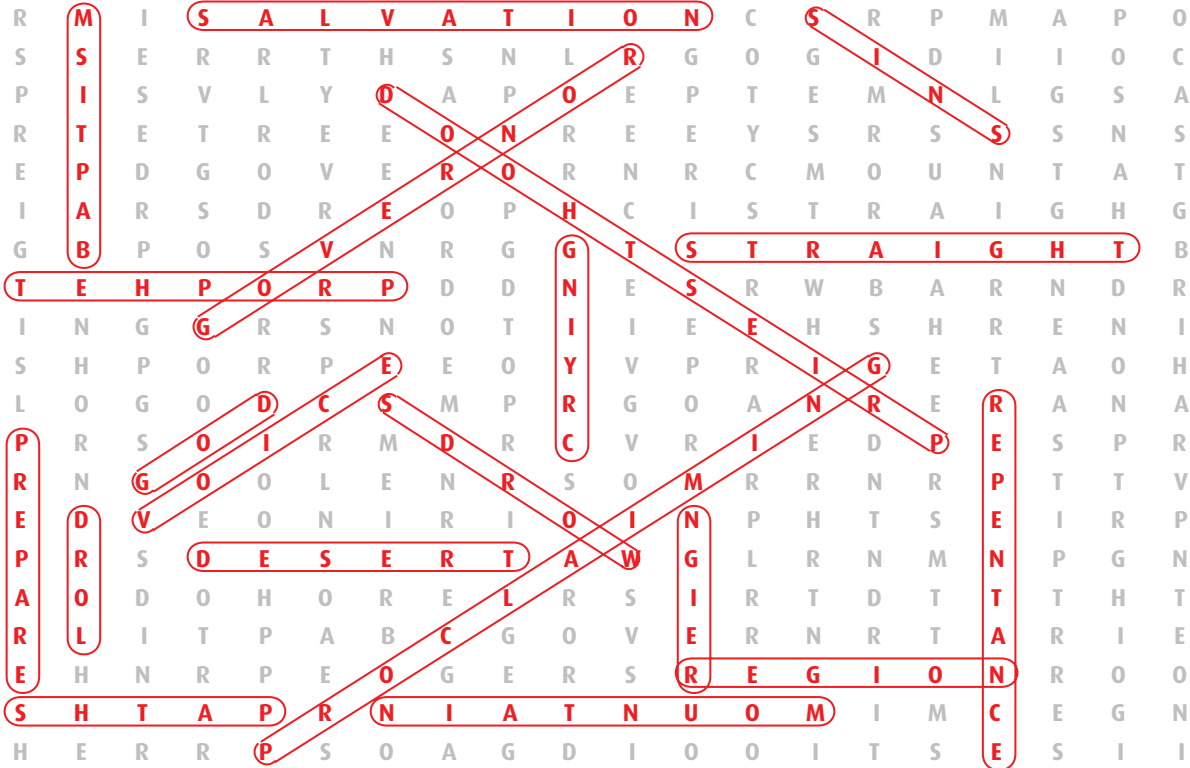
### Community

- Orphanage
  - Homes for Children
  - Homes for Elderly or Chronically Ill
  - Homes for Children / Adults with Special Needs
  - Advocacy (Human Trafficking / Child Labor / Child Soldiers / Child Brides)
  - Agriculture
  - Water
- 




- 1) Groups will choose the issue they wish to connect with on MISSIO and prepare a 7-10 minute presentation to share with the whole group.
- 2) Groups will find a project which addresses the issue chosen using the SEARCH function on MISSIO.
- 3) Groups will prepare their presentation addressing the following:
  - > What group of people is affected by your issue?
  - > What factors make this group vulnerable to your issue?
  - > How are the project sponsors addressing the issue?
  - > Create a message to share with the project sponsors.
  - > Create a prayer for the project.
  - > What can you do to GIVE, SHARE and/or ACT for the project?
- 4) Consider taking pictures or a short video of the groups while they are working and presenting to upload to the specific project site.

### Grades 6-8 Advent Word Search Answer Key



### Grades 6-8 Advent Crossword Answer Key



## Grades 4-5

**Overview:** Working in groups of 4-5 youth will learn about and prepare a presentation about a MISSIO project in one of the following categories:

---

### Education

- Infant (nursery)
- Primary

### Health

- Clinics
- Dispensaries
- Hospitals
- Nutrition

### Community

- Orphanage
  - Homes for Children
  - Homes for Elderly or Chronically Ill
  - Homes for Children / Adults with Special Needs
  - Water
- 

- 1) Groups will choose their issue by picking one out of a hat.
- 2) Groups will find a project which addresses the issue chosen using the SEARCH function on MISSIO.
- 3) Groups will prepare their presentation addressing the following:
  - > What group of people is affected by your issue?
  - > What factors make this group vulnerable to your issue?
  - > Create a prayer for the project.
  - > What can you do to GIVE, SHARE and/or ACT for the project?
- 4) Consider taking pictures or a short video of the groups while they are working and presenting to upload to the specific project site.



## Grades 2-3

**Overview:** Introduction to a project and the people it serves on MISSIO.

- 1) Find the Cheshire Home in Livingstone, Zambia featured in the childrens' IOW on MISSIO.
- 2) Or, prior to the lesson, teachers/catechist find a project on MISSIO that connects to a subject currently being covered in class and are age-appropriate. Projects are available in the following categories:

---

### Education

- Infant (nursery)
- Primary
- Secondary (HS)

### Health

- Clinics
- Dispensaries
- Hospitals
- Nutrition

### Community

- Orphanage
  - Homes for Children
  - Homes for Children / Adults with Special Needs
  - Water
- 

- 3) Let the children know that they are going to see and get to know the people at the Cheshire Home a little better. Or if you have chosen a different project, explain to the group that they are going to see and get to know another group of people in the missions.
- 4) After exploring the content with the group, ask:
  - > How is (Name of project) helping people/children?
  - > Why is this important?
  - > How are the people/childrens' lives better because of (Name of project)?
  - > As a whole group create a message to post to the project sponsors. This may be a question or words of greeting and support.
  - > As whole group write a short prayer for the project and share with them.
- 5) Consider taking pictures or a short video of the group and upload to the specific project site.



## K-1

**Overview:** Introduction to a project and the people it serves on MISSIO.

- 1) Find the Cheshire Home in Livingstone, Zambia featured in the childrens' IOW on MISSIO.
- 2) Or, Prior to the lesson, teachers/catechist find a project on MISSIO that connects to a subject currently being covered in class and are age-appropriate. Projects are available in the following categories:

---

### Education

- Infant (nursery)
- Primary
- Secondary (HS)

### Health

- Clinics
- Dispensaries
- Hospitals
- Nutrition

### Community

- Orphanage
  - Homes for Children
  - Homes for Children / Adults with Special Needs
  - Water
- 

- 3) Let the children know that they are going to see and get to know the people at the Cheshire Home a little better. Or if you have chosen a different project, explain to the group that they are going to see and get to know another group of people in the missions.
- 4) After exploring the content with the group, ask:
  - > How is (Name of project) helping people/children?
  - > Why is this important?
  - > As a whole group create a message to post to the project sponsors. This may be a question or words of greeting and support.
  - > Have the children create a large group drawing for their brothers and sisters in the mission. Take a photograph and post for the project sponsors.
  - > Pray a Hail Mary for the children in the missions.

